

# Mountain<sup>Veil</sup> series

Double Glass BiFacial N-Type TOPCon Solar Module

## 700~725Watt

Model: UL-\*\*\*M-132DGN

Maximum Efficiency: **23.34%**



### Cutting Free Technology

The half cells are made directly from half silicon wafer, reducing power losses and hidden cracks



### Longer Term Reliability

Passed the IEC63209-1:2021 standard test (With testing standards 2 to 3 times stricter than regular IEC requirements)



### Outstanding Mechanical load Resistance

2mm+2mm front and back sides tempered glass, sturdy and durable, resistant to hail impact, with a snow load of 5400Pa and a wind load of 2400Pa



### Anti-PID(potential induced degradation)

Passed anti-PID test under 85°C damp heat 85% relative humidity for 192 hours



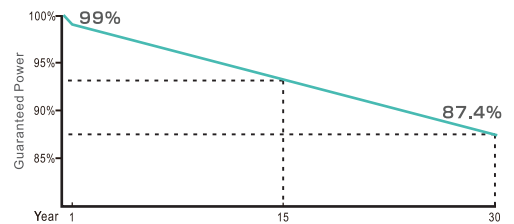

### Lower LCOE

Lower shading and resistive loss Lower temperature coefficient



### Full-Scenario Resilience

Proven through rigorous resistance tests for salt mist, ammonia corrosion, sand & dust, and LeTID degradation.



**15** Year Product Warranty    **1%** Power Degradation In The First Year

**30** Year Linear Power Warranty    **0.4%** Linear Power Degradation

IEC 61215, IEC 61730

ISO 9001: 2015(Quality management systems)

ISO 14001: 2015 (Environmental management systems)

ISO45001: 2018 (Occupational health and safety)

UNI 9177 Fire Test: Class 1



CEC Listed



Add:No.238, Yunlin MiddleRoad,Gulin Town HaishuDistrict,Ningbo,China PC

TEL:+86-574-28828999

Email:sales@ulsolar.com.cn

## ELECTRICAL SPECIFICATIONS

Module Type	UL-700M-132DGN		UL-705M-132DGN		UL-710M-132DGN		UL-715M-132DGN		UL-720M-132DGN		UL-725M-132DGN		
	STC*	NOCT*	STC*	NOCT*	STC*	NOCT*	STC*	NOCT*	STC*	NOCT*	STC*	NOCT*	
Maximum Power(Pmax)	W	700	530	705	534	710	538	715	542	720	546	725	549
Maximum Power Voltage(Vmp)	V	40.54	37.29	40.69	37.43	40.84	37.57	40.99	37.71	41.20	37.90	41.30	38.00
Maximum Power Current(Imp)	A	17.27	14.22	17.33	14.27	17.38	14.32	17.44	14.37	17.48	14.39	17.55	14.46
Open-circuit Current(Voc)	V	48.62	44.24	48.72	44.34	48.82	44.43	48.93	44.53	48.98	44.57	49.03	44.62
Short-circuit Current(Isc)	A	18.32	14.78	18.36	14.81	18.40	14.84	18.42	14.86	18.44	14.87	18.50	14.92
Module Efficiency STC	%	22.53		22.70		22.86		23.02		23.18		23.34	

\*STC: Cell temperature: 25°C, Irradiance: 1000W/m², Air mass: 1.5G, Power measurement tolerance: ±3%  
 \*NOCT: Air temperature: 20°C, Irradiance: 1000W/m², Air mass: 1.5G, Wind speed: 1m/s

## OPERATING PARAMETERS

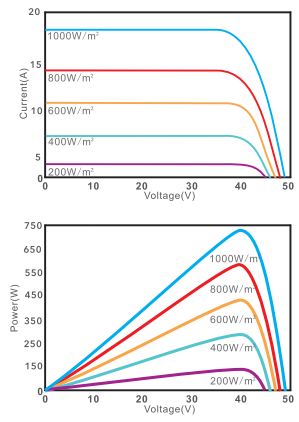
Operating Temperature	-40°C~85°C
Maximum system voltage	DC1500V(IEC)
Maximum series fuse rating	35A
Nominal operating cell temperature	43±2°C
Power tolerance	0~+5Watt

## TEMPERATURE RATINGS

Temperature coefficients of Pmax	-0.29%/°C
Temperature coefficients of Voc	-0.25%/°C
Temperature coefficients of Isc	0.046%/°C

## I-V CURVE

I-V characteristics at different irradiances (reference to 725 W)

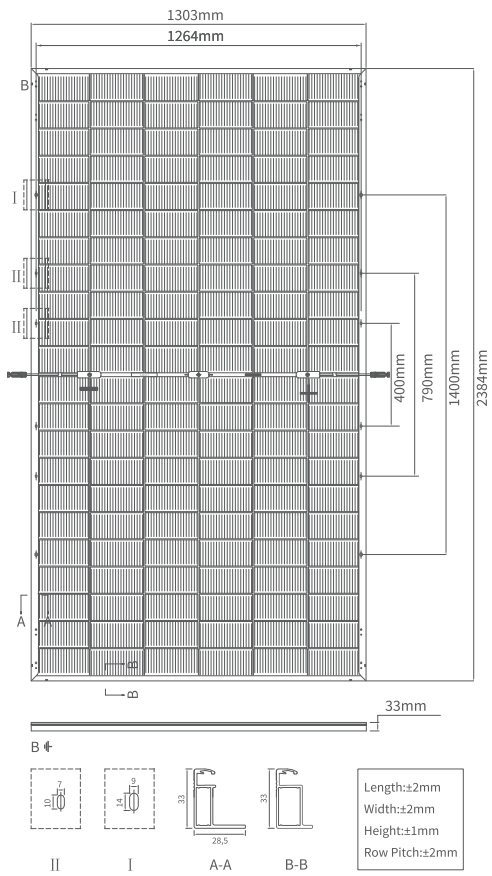


## REAR SIDE POWER GAIN(REFERENCE TO 725W FRONT SIDE)

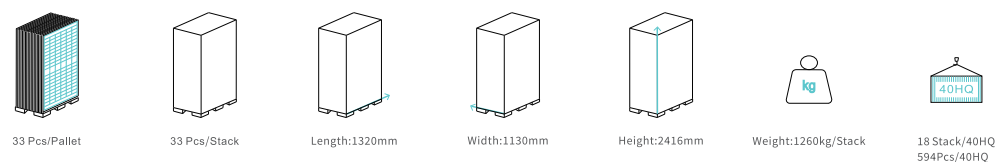
Pmax/W	725	761	798	834	870	906	943
Pmax gain	0%	5%	10%	15%	20%	25%	30%
Voc/V	49.03	49.03	49.03	49.03	49.03	49.03	49.03
Isc/A	18.50	19.43	20.35	21.28	22.20	23.13	24.05
Vmp/V	41.30	41.30	41.30	41.30	41.30	41.30	41.30
Imp/A	17.55	18.43	19.31	20.18	21.06	21.94	22.82

## SPECIFICATIONS

Cell Type	N-type TOPCon Mono Half Cell
No. of cells	132(6×11×2)
Dimensions	2384*1303*33mm
Weight	37.1kg
Front Glass	2.0mm, Anti-Reflection Coating, High Transmission, Low Iron, Tempered Glass
Back Glass	2.0mm, High Transmission, Low Iron, Tempered Glass
Frame	Anodized Aluminium Alloy
Junction Box	IP68, 3 diodes
Connector	<input checked="" type="radio"/> MC4 Compatible: PV-UL608 or <input type="radio"/> Original: MC4-EVO2 or <input type="radio"/> others _____
Cable Length (Including Connector)	4mm² <input checked="" type="radio"/> Short Cable: (+)400/(-)200mm or <input type="radio"/> Long Cable: (+)1400/(-)1400mm or <input type="radio"/> Customized Length _____



## PACKAGING INFORMATION



Specifications included in this datasheet are subject to change without notice.  
 Ulica Solar reserves the right of final interpretation.  
 Version number: UL-2384-132DGNB-33-EN-V4.0

Length: ±2mm  
 Width: ±2mm  
 Height: ±1mm  
 Row Pitch: ±2mm